

| | | | | | | | |
|------|---|------|----|------|----|------|----|
| | | | | 2018 | 10 | | |
| | | 2019 | 12 | | | | |
| 2019 | 4 | | | | | | 3 |
| | | 2013 | 11 | | | | |
| | | | | | | 2013 | 12 |
| | | | | 2020 | 2 | | |

| | |
|-------|----|
| | 2 |
| | 3 |
| | 3 |
| | 3 |
| | 4 |
| | 5 |
| | 6 |
| | 7 |
| | 7 |
| | 11 |
| | 14 |
| | 15 |
| | 18 |
| | 20 |
| | 26 |
| | 26 |
| | 30 |
| | 34 |
| | 42 |
| | 49 |
| | 49 |
| | 50 |
| | 51 |
| | 52 |
| | 52 |
| | 56 |
| | 57 |
| | 57 |
| | 57 |
| | 58 |
| | 58 |
| | 59 |
| | 60 |
| | 60 |
| | 61 |
| | 62 |
| | 63 |

[1993]52

1993 92

1993 52

1993 30

1993 11

8

19858159

4500001000866 2008 2 26

NO2277

2016 8 9

91450200198229141F

1993 10 15 10 31

5,000

500

4,500

1993 11 18

GUANGXI LIUGONG MACHINERY CO., LTD.

1

545007

1,475,240,876

CEO

CEO

CEO

;

;

;

;

1

1-2

60

180

1%

30

1

2

5

3

2

4

2

5

6

2020

30

3000

1

5

50%

2
50 5000

3
50 500

4
5000 50

5
500 50

6
10%

()

50

70

30

50

5000

1

10

5

10

5

10

10%

10

5

10

10%

5

90

10%

10%

10

2

CEO

30%

CEO

5%

5%

2

八

5

5

3

3

5

CEO

CEO

3

300

30

0.5%

1

2

3

4

0.5

5

6

7

8

9

10

11

2 2

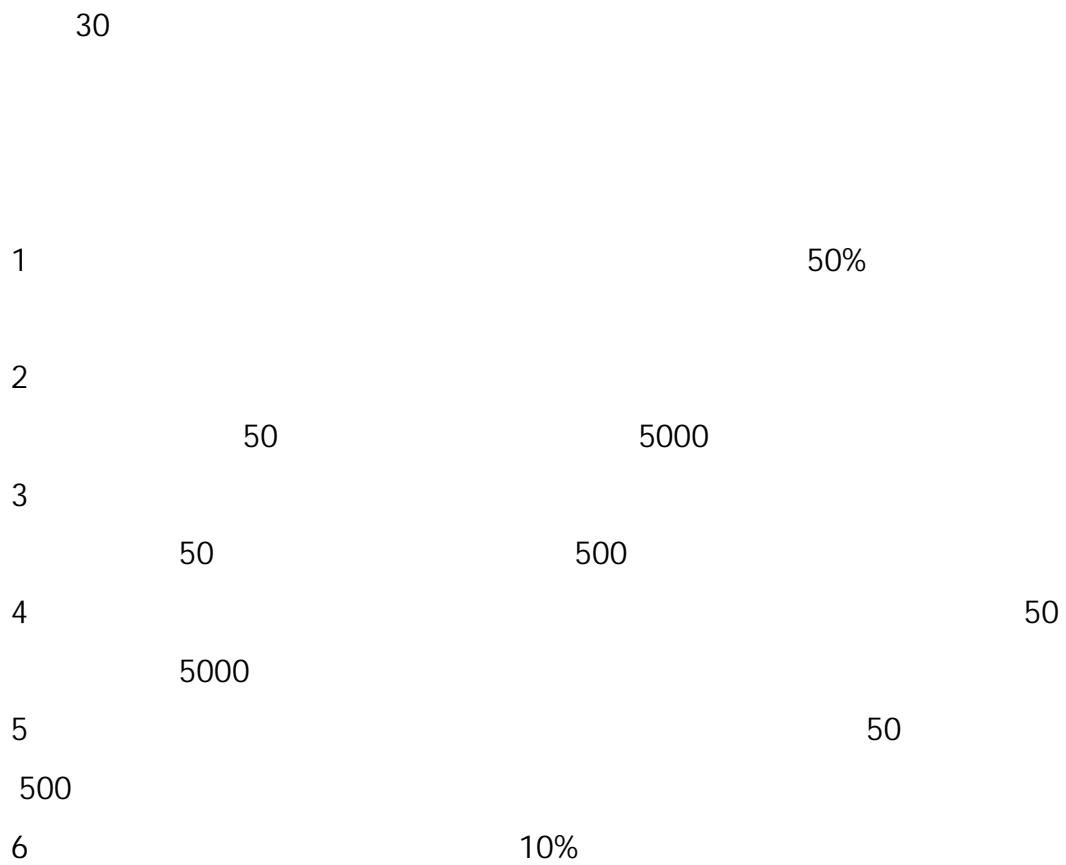
CEO


CEO

CEO

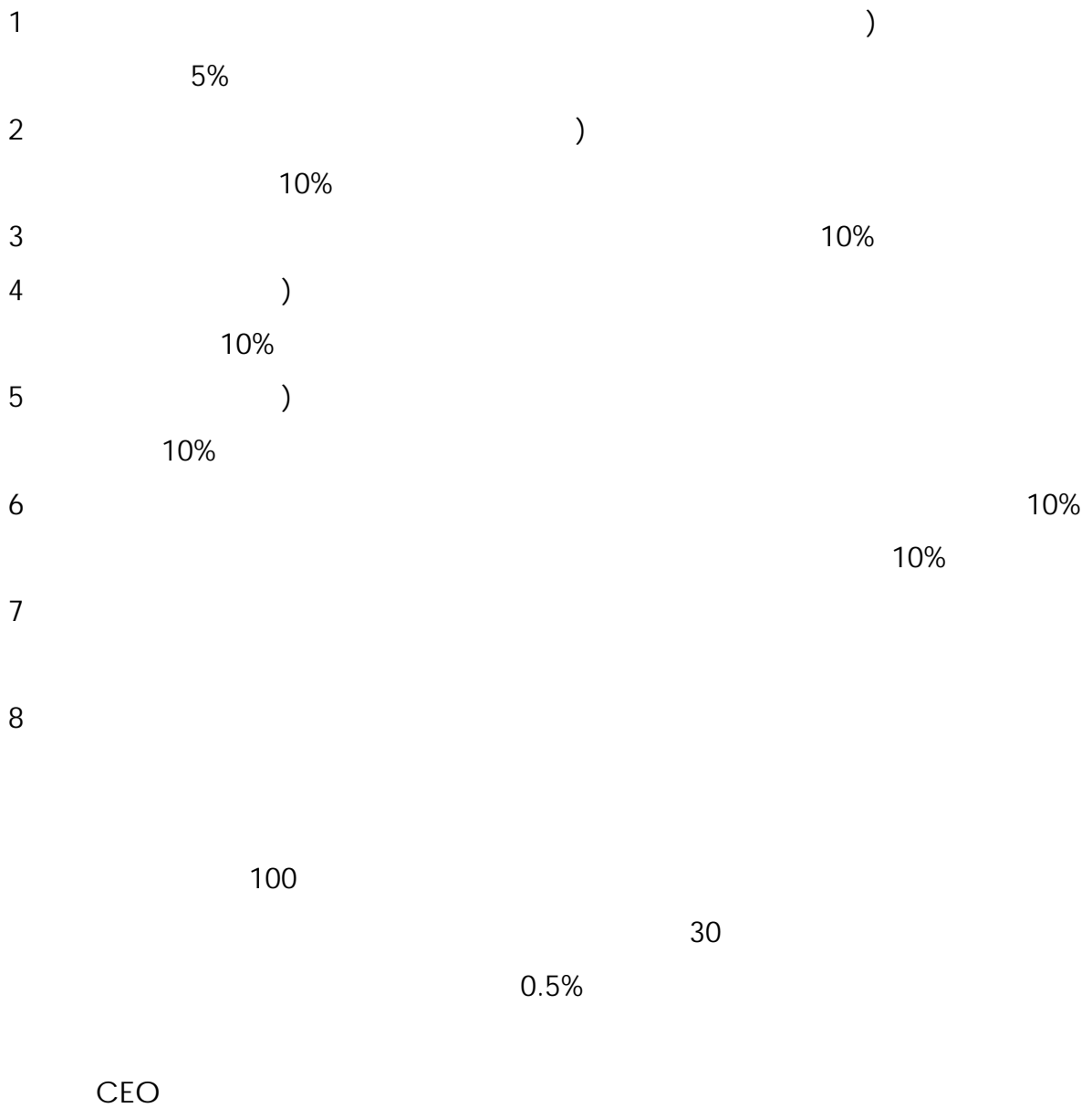
CEO

CEO





30%



CEO

CEO

CEO

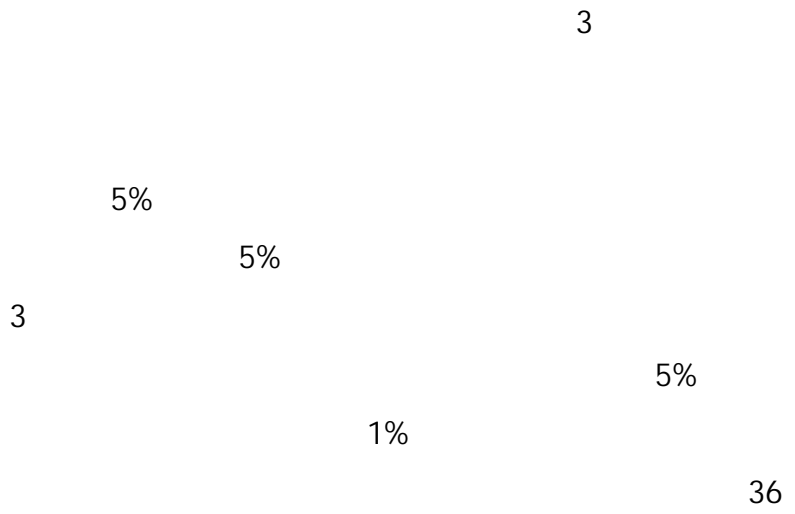
CEO

CEO

2/3

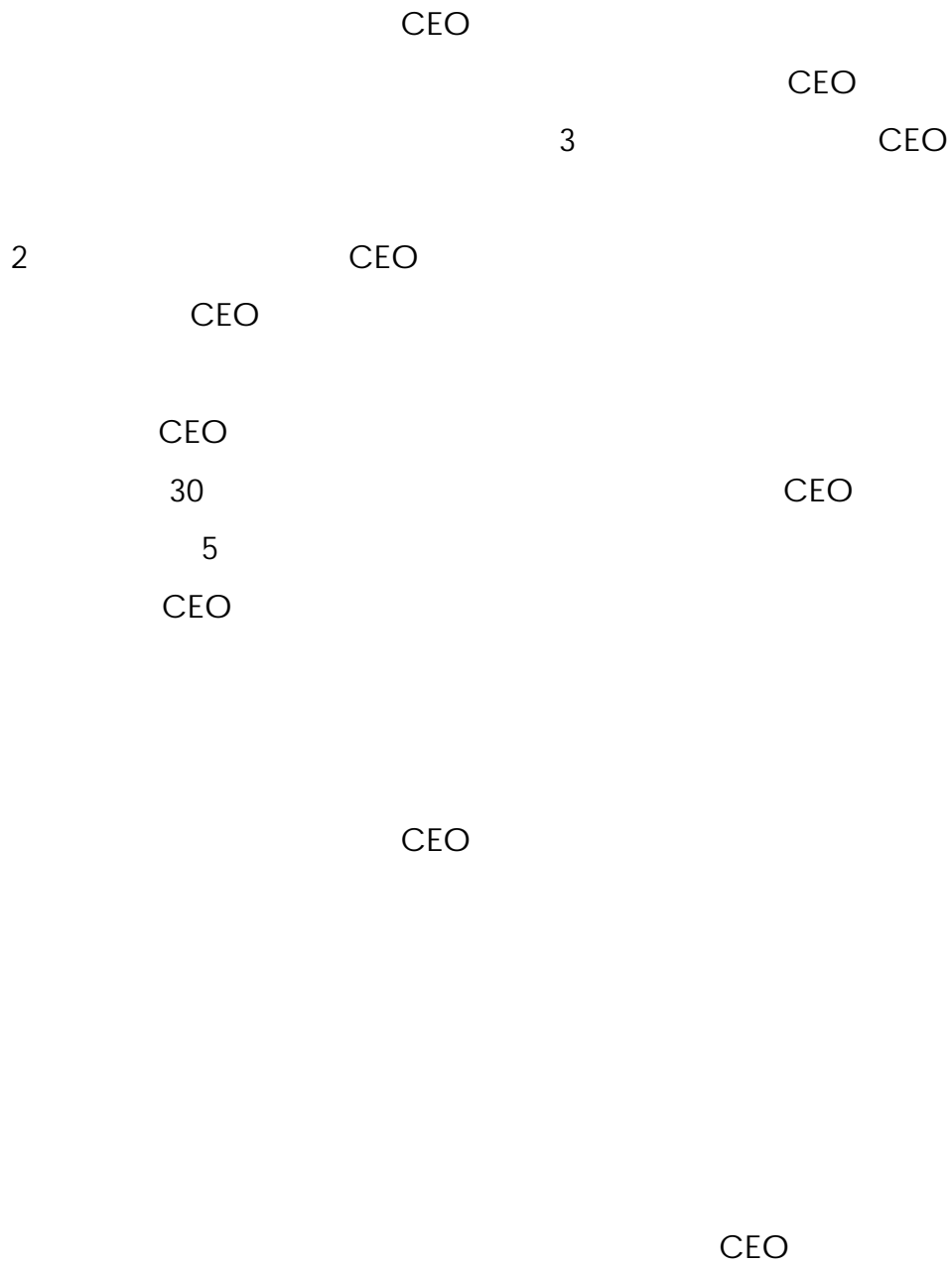
3

5,000



DAV

CEO



CEO

CEO

CEO

CEO

CEO

1/3

1

2

10%

1

2

3

4

1

2

1

80%

2

40%

3

20%

1

70%

2

3

0.1

4 12

5,000

3

30%

4

5

2/3

100%

50%

共

<http://www.cninfo.com.cn>

2

5%

10

1000

1000

30

45

50%

50%

CEO

/